

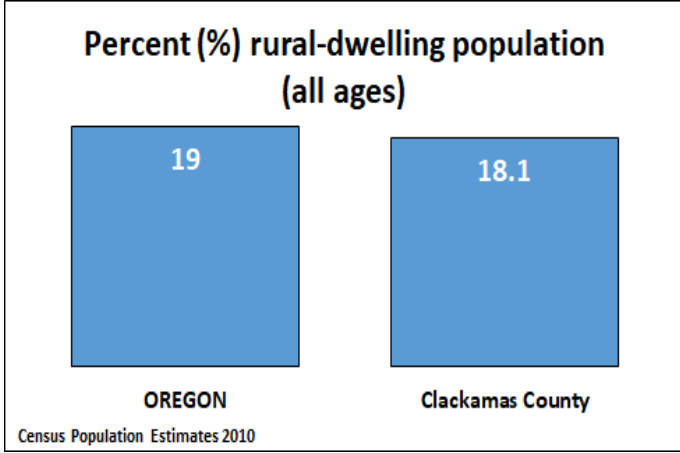
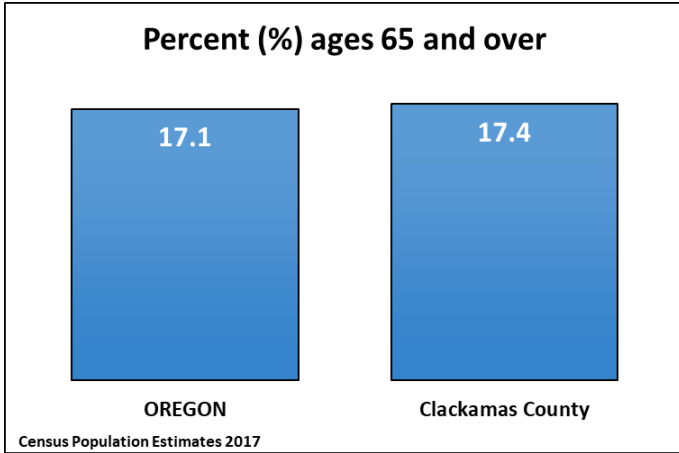
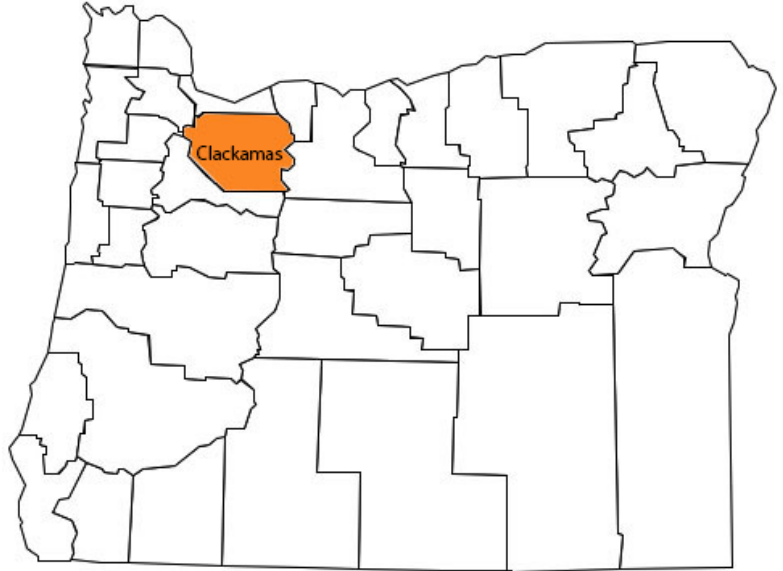
# Clackamas County Profile

## Overview

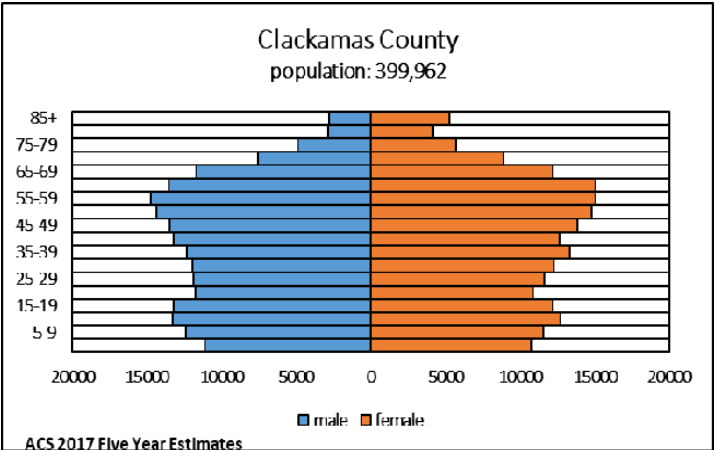
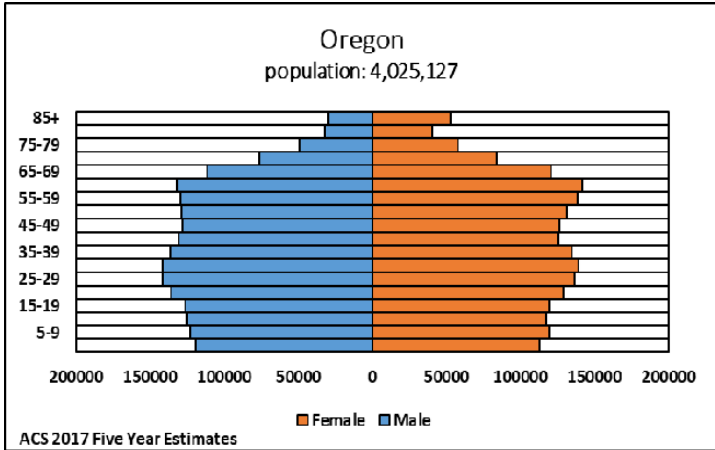
Clackamas County spans approximately 1,883 square miles, and is the third most populous county in Oregon.

## Population

- ✓ The largest age group within Clackamas County is 30-34 year olds.
- ✓ Clackamas County has a similar percentage of rural-dwelling compared to Oregon overall.
- ✓ Clackamas County has a slightly higher percentage of adults 65+ compared to Oregon overall.



## Estimate Population Distributions by Sex for Oregon and Clackamas County



The scale of Oregon is 10x that of Clackamas County.

## Older Adult Behavioral Health Needs

**Table: How Clackamas County Compares to Oregon Overall** (adults ages 18+ unless otherwise specified)

	Poor Physical Health Days (last 30 days)	Poor Mental Health Days (last 30 days)	% Severe Housing Problems	% Householder living alone (65 years +)*	% Alcohol Abuse Prevalence (65+ years)**	% Veteran Status (65+ years)*	Primary Care Physician Ratio	Mental Health Provider Ratio
<b>OREGON</b>	3.8	4.5	20.0	43.2	2.3	52.3	1,080:1	210:1
<b>Clackamas County</b>	3.2	4.0	18.0	40.0	2.2	50.8	1,140:1	360:1

Source: County Health Rankings 2019

\*Source: U.S. Census Bureau, 2013-2017 American Community Survey 5-Year Estimates

\*\*Source: CMS Chronic Conditions 2017

- ✓ Clackamas County has the same percentage of civilian veterans ages 65+ as Oregon overall.
- ✓ Clackamas County has less primary care physicians per person than Oregon overall.
- ✓ Clackamas County has less mental health providers per person than Oregon overall.

Table Key	
	Same as average (OR)
	Higher than average (OR)
	Lower than average (OR)

