

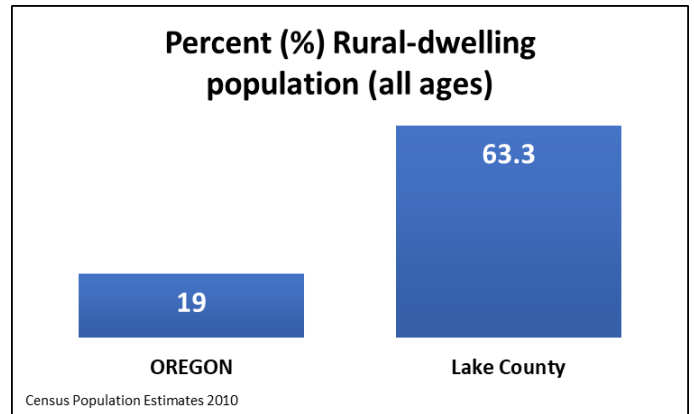
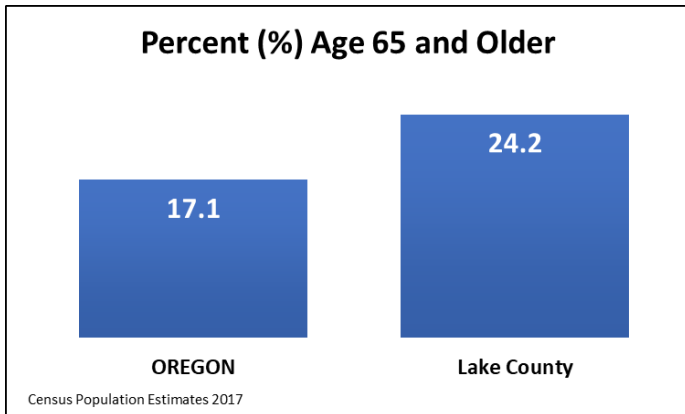
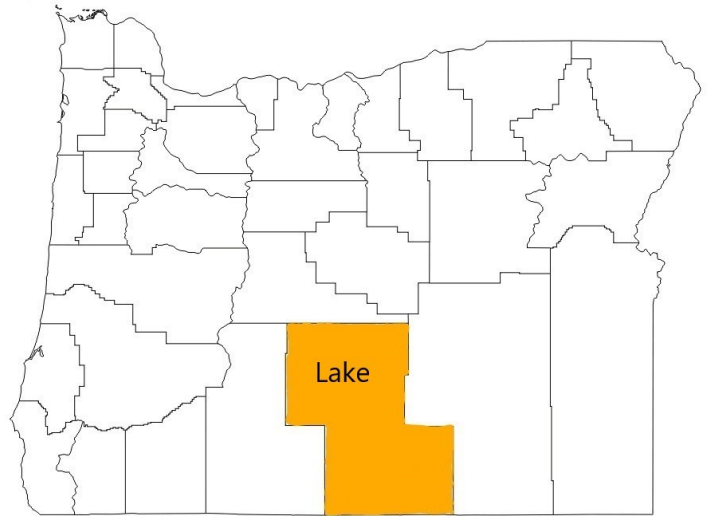
Lake County Profile

Overview

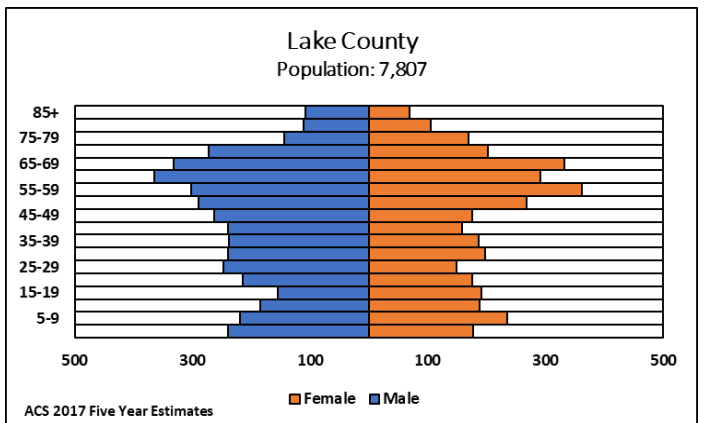
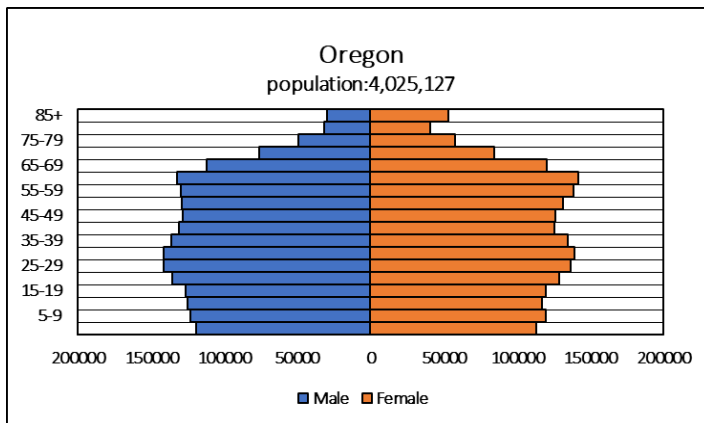
Lake County spans approximately 8,358 square miles, making it the third largest county by area in the state.

Population

- ✓ Lake County has a higher percentage of adults ages 65 and older compared to Oregon overall
- ✓ Lake County has the seventh smallest population size out of all Oregon counties
- ✓ Lake County has a higher percent rural-dwelling population compared to Oregon overall



Estimate Population Distributions by Sex for Oregon and Lake County



*The scale of Oregon is 500x that of Lake County

*ACS 2017 Five Year Estimates

Older Adult Behavioral Health Needs

Table: How Lake County Compares to Oregon Overall (adults ages 18+ unless otherwise noted)

	Poor Physical Health Days (last 30 days)	Poor Mental Health Days (last 30 days)	Primary Care Physician Ratio	Mental Health Provider Ratio	% Severe Housing Problems	% Householder living alone (65 years +)*	% Alcohol Abuse Prevalence (65+ years)**	% Veteran Status (65+ years)*
OREGON	3.8	4.5	1,080:1	210:1	20	11.2	2.3	52.3
Lake County	4.1	4.5	1,960:1	600:1	19	15.6	1.5	61.9

Source: County Health Rankings 2019

*Source: 2013-2017 American Community Survey 5-Year Estimates

**Source: CMS Chronic Conditions 2017

- ✓ **Lake County has a lower primary care physician ratio and mental health provider ratio compared to Oregon overall**
- ✓ **Lake County has a higher percentage of adults age 65+ living alone compared to Oregon overall**
- ✓ **Lake County has a lower percent depression prevalence in adults 65+ compared to Oregon overall**

Table Key	
	Same as average (OR)
	Higher than average (OR)
	Lower than average (OR)

